

2018

LEBANESE PARLIAMENTARY ELECTIONS

Gender Key Results



Empowered lives.
Resilient nations.




Funded by the European Union

2018 LEBANESE PARLIAMENTARY ELECTIONS

Gender Key Results

- 01** Women In Parliamentary Elections
Key Figures
- 02** Women In Parliamentary Elections
Gender Results By Major Districts
- 03** Recommendations and Path Forward



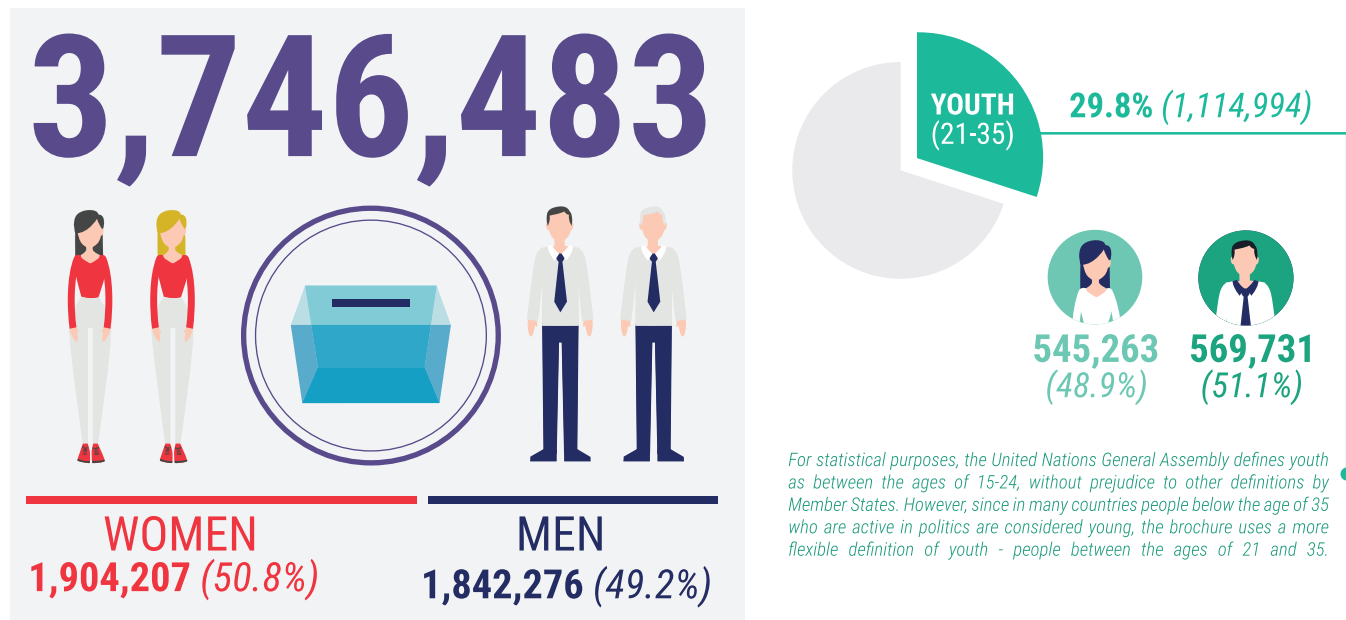
Copyright © 2019

All rights reserved. No part of this publication may be reproduced, stored in retrieval system or transmitted in any form or by any means, electronic, mechanical, photocopying, recording or otherwise, without prior permission of UNDP.

This publication was produced with the financial support of the European Union (EU). Its contents are the sole responsibility of United Nations Development Programme (UNDP), and do not necessarily reflect the views of the EU nor UNDP.

01 Key Figures

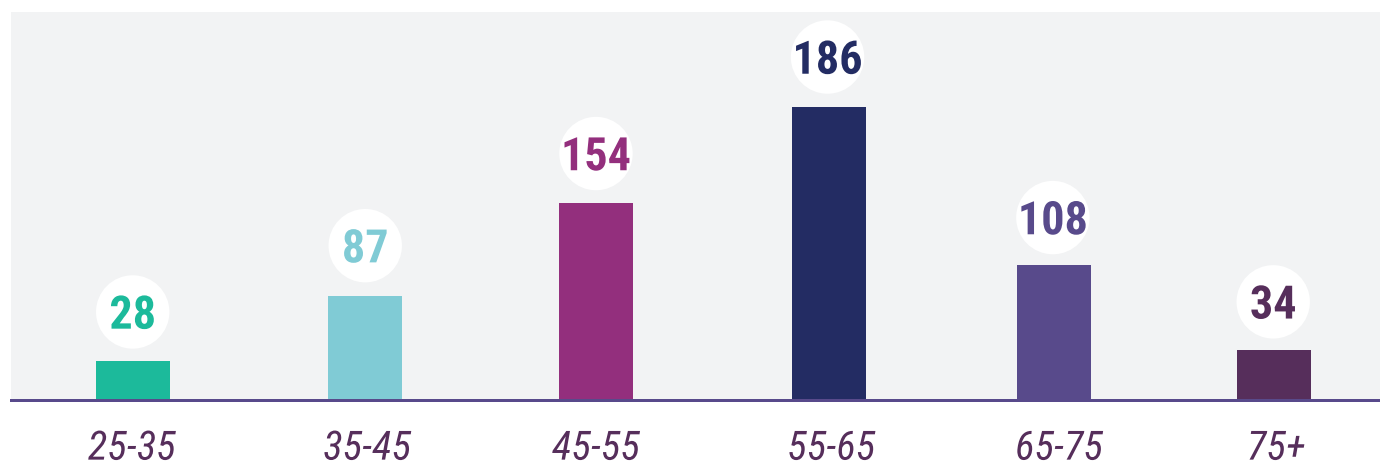
2018 REGISTERED VOTERS



2018 REGISTERED CANDIDATES



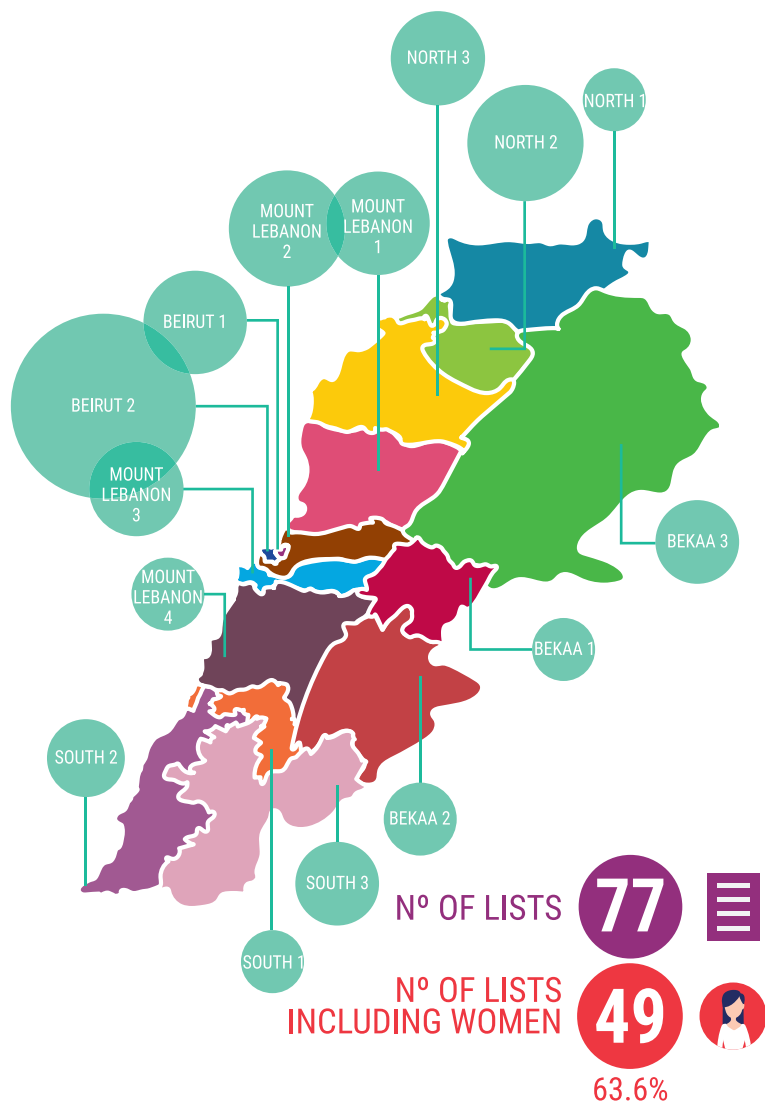
DISTRIBUTION OF CANDIDATES BY AGE



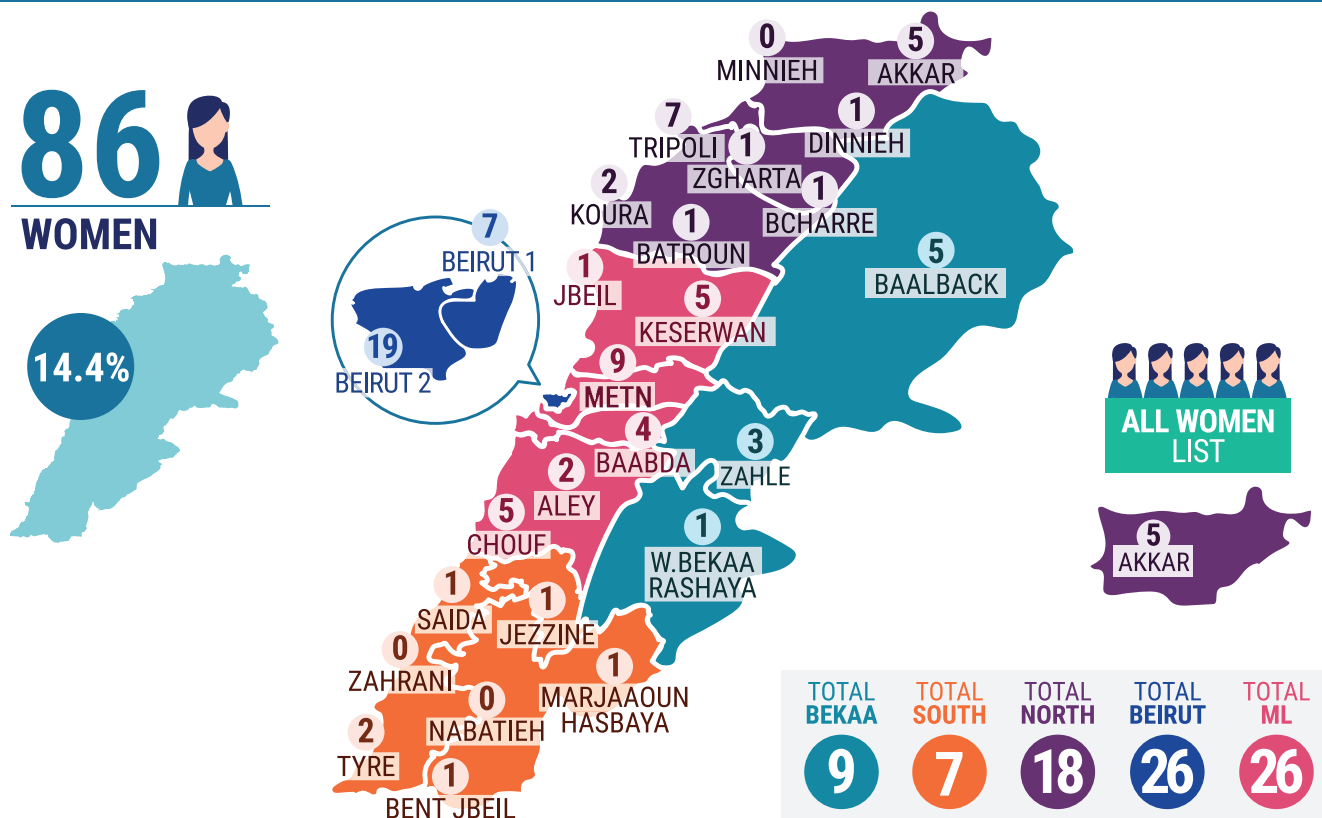
DISTRIBUTION OF WOMEN CANDIDATES

BY LISTS AND MAJOR DISTRICTS

	LISTS	LISTS INCLUDING WOMEN
Beirut 1	5	4
Beirut 2	9	8
Mt. Lebanon 1	5	4
Mt. Lebanon 2	5	5
Mt. Lebanon 3	4	3
Mt. Lebanon 4	6	3
South 1	4	1
South 2	2	2
South 3	6	3
Bekaa 1	5	3
Bekaa 2	3	1
Bekaa 3	5	3
North 1	6	1
North 2	8	5
North 3	4	3



BY MINOR DISTRICTS

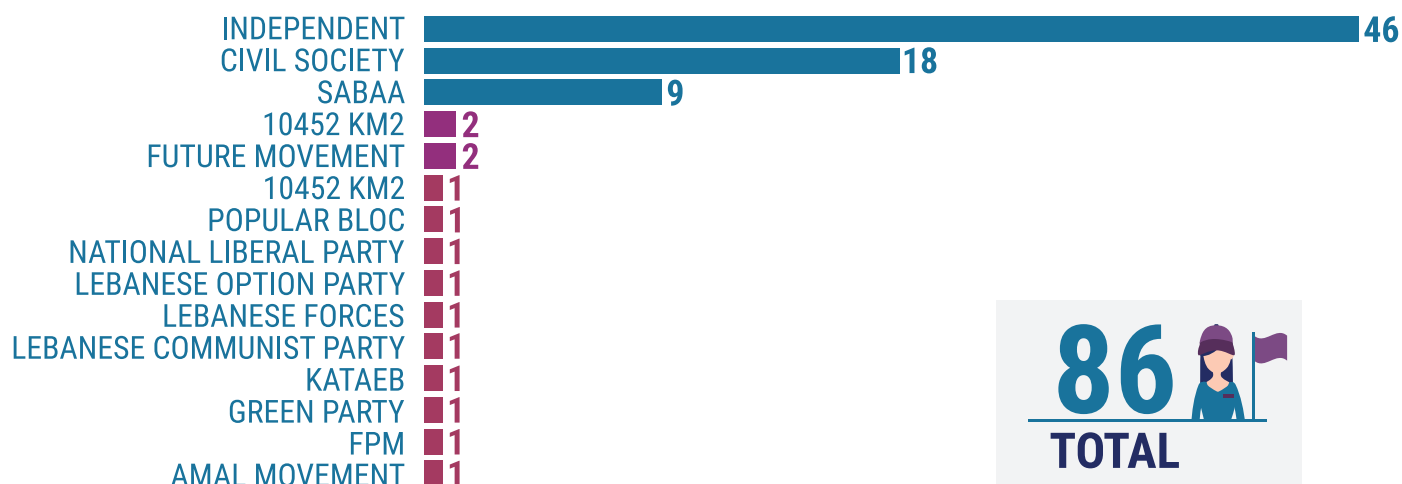


BY LISTS/POLITICAL PARTY & COALITIONS

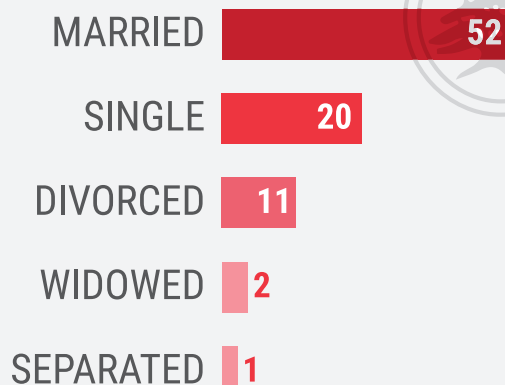
18	Kulluna Watani/Independent
5	Women of Akkar/Independent
5	Kulluna Beirut/Independent
4	People's Voice/Independent
3	Beirutis Opposition/Ashraf Rifi
3	Metn Heart of Lebanon/LF
2	Decision is Ours/Farid El Khazen&Kataeb
2	Beirut One/ LF and Kataeb
2	Free Decision/Kataeb and National Liberal Party
2	Beirut The Homeland/Independent
2	Integrity and Dignity/FM
2	Beirut One/ LF and Kataeb
2	Civil Society/Independent
2	Lebanon is Worthy/Fouad Makhzoumi
2	Madaniya/Independent
2	Metn Pulse/Kataeb
2	National Cedars/Independent
2	The Future is for the North/FM
1	Independent Civil Society/Independent
1	Independent Decision/Mosbah El Ahdab
1	Loyalty to Beirut/Independent

1	Development and Change/Independent
1	Definite Change/LF
1	Metn Loyalty/Michel El Murr
1	Future for Beirut/FM
1	Hope and Loyalty/Amal Movement
1	National Solidarity/HZB
1	One Voice for Change/Lebanese Communist Party
1	Determination/Nagib Mikati
1	Popular Bloc
1	Strong Metn/FPM
1	Strong North/FPM
1	Strong Republic Pulse/LF
1	Independent Beiruties/ Independent
1	The Independent/Independent
1	The Independent/Independent
1	Together for Baabda/Kataeb and National Liberal Party
1	Together towards change/Independent
1	We are Beirut/Independent
1	We can change/Ahmad El Assaad
1	Baabda Unity&Development/LF and PSP
1	Zahle for Everyone/FM

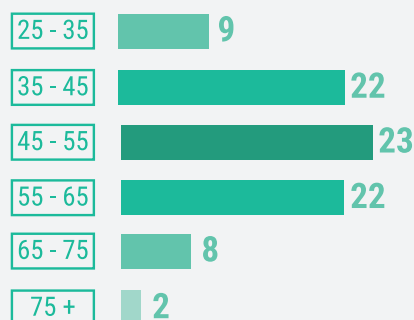
BY POLICAL AFFILIATION



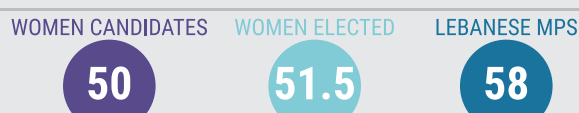
BY CIVIL STATUS



BY AGE



AVERAGE AGE

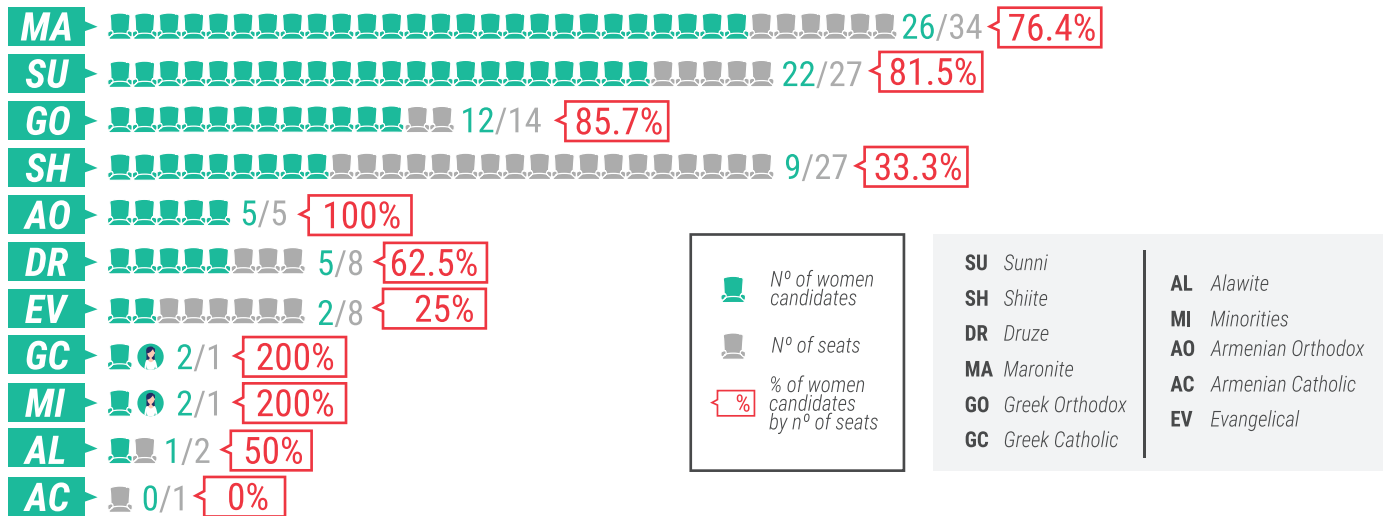


BY PROFESSION



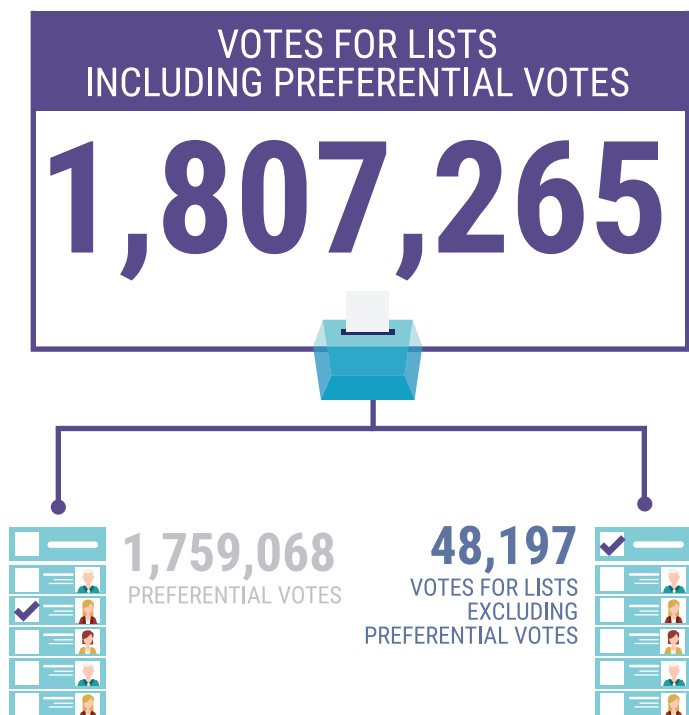
BY CONFESSION

The highest number of women candidates was in the Maronite community. In terms of proportion and number of seats, the highest proportion was in both the minority and evangelical communities and have reached 200% according to the below table.

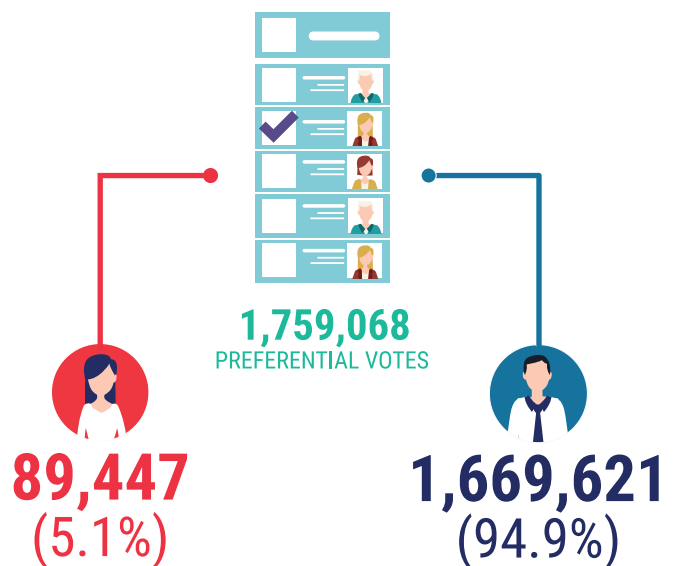


2018 PARLIAMENTARY ELECTIONS RESULTS FROM A GENDER PERSPECTIVE

VOTES FOR LISTS & PREFERENTIAL VOTE



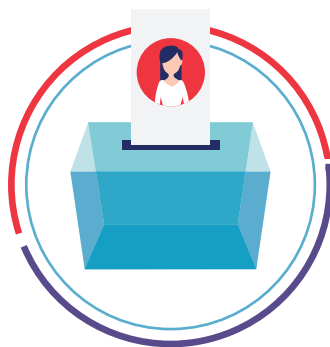
PREFERENTIAL VOTES DISSAGGREGATED BY SEX



DISTRIBUTION OF PREFERENTIAL VOTES FOR WOMEN CANDIDATES

VOTES
FOR WOMEN CANDIDATES

89,447




(56.4%)
50,434 VOTES
FOR ELECTED WOMEN

(43.6%)
39,013 VOTES
FOR NON ELECTED WOMEN

0-500
VOTES



500-1000
VOTES



1000-1500
VOTES



1500-2000
VOTES



2000+
VOTES



WOMEN CANDIDATES
THAT RECEIVED LESS
THAN 40 VOTES


CANDIDATES - TOP 9

VOTES

INAYA MOHAMAD EIZZIDINE	18,815	✓ ELECTED
BAHIA BAHAA EL DIN EL HARIRI	13,739	✓ ELECTED
SITRIDA ELIAS TAWK	6,677	✓ ELECTED
ROULA NIZAR EL TABESH	6,637	✓ ELECTED
MYRIAM GEBRAN TAOUK	6,348	NOT ELECTED
MARIE-JEANE KRIKOR MAHRAN BELAZKJIAN	3,851	NOT ELECTED
PAULETTE SIRAKAN YACOBIAN	2,500	✓ ELECTED
GHADA GHAZI MAROUNI	2,094	NOT ELECTED
DIMA MOHAMAD RACHID EL JAMALI	2,066	✓ ELECTED

DISTRIBUTION OF PREFERENTIAL VOTES BY SEX, OCV (OUT OF COUNTRY VOTING) & POLLING OFFICIALS

TOTAL NUMBER
OF VOTES FOR
WOMEN CANDIDATES



89,447
100%

WOMEN ACTUAL
VOTERS



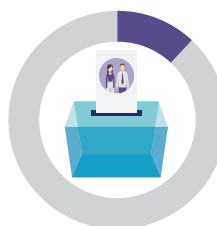
40,905
45.73%

MEN ACTUAL
VOTERS



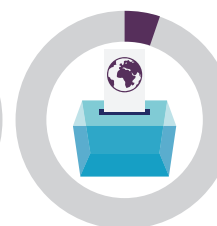
33,310
37.24%

MIXED ACTUAL
VOTERS




11,498
12.85%

OUT OF COUNTRY
ACTUAL VOTERS



3,252
3.64%

POLLING OFFICIALS
ACTUAL VOTERS



482
0.54%

02 Gender Results By Major Districts

BEKAA 1 Zahle

EQ*13,095.43

Zahle for Everyone 36,391



Marie-Jeane Krikor Mahran Belazkjian

Seat AO
Minor District Zahle
Age 31
Profession Pharmacist
Political Affiliation Independent

3,851
VOTES



Popular Bloc 10,885



Myriam Gebran Taouk

Seat GC
Minor District Zahle
Age 53
Profession Politician
Political Affiliation Popular Bloc

6,348
VOTES



Kulluna Watani 1,599



Vanda Edouard Chedid

Seat GO
Minor District Zahle
Age 62
Profession University Professor
Political Affiliation Civil Society

268
VOTES



BEKAA 1



5
LISTS



3 INCLUDING WOMEN

Zahle for Everyone | 36,391
Popular Bloc | 10,885
Kulluna Watani | 1,599



2 NOT INCLUDING WOMEN

Zahle Choice & Decision | 23,546
Zahle Our Cause | 18,702



0 WOMEN ELECTED



7
SEATS



women candidates



1 AO

1



1 GO

1



1 SU

0



1 SH

0



1 MA

0



2 GC

1

Civil Society 1,546



Maguy Badih Aoun

Seat MA
Minor District W. Bekaa - Rashaya
Age 54
Profession Media Personality/Figure
Political Affiliation Civil Society

847
VOTES



BEKAA 2



3
LISTS



1 INCLUDING WOMEN
Civil Society | 1,546



2 NOT INCLUDING WOMEN
Future for W. Bekaa and Rashaya | 31,817
Better Tomorrow | 32,578


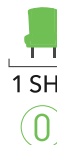
0 WOMEN ELECTED



6
SEATS



women candidates



BEKAA 3 Baalbeck - Hermel

The Independent


5,470



Ghada Assad Assaf

Seat SH
Minor District Baalback - Hermel
Age 51
Profession School Teacher
Political Affiliation FPM

159
VOTES



Cinderella Elias Merhej

Seat MA
Minor District Baalback - Hermel
Age 42
Profession Lawyer
Political Affiliation Independent

128
VOTES



Development and Change

4,053



Siham Georges Antoun

Seat GC
Minor District Baalback - Hermel
Age 49
Profession Education Specialist
Political Affiliation Independent

1,123
VOTES



WOMEN
500



MEN
463



MIXED*
100



PO*
41



OCV*
19

National Cedars

491



Layla Youssef Tannouri

Seat MA
Minor District Baalback - Hermel
Age 53
Profession University Professor
Political Affiliation Independent

109
VOTES



WOMEN
35



MEN
48



MIXED
25



PO
1



OCV
0



Waed Hussein Soukarieh

Seat SU
Minor District Baalback - Hermel
Age 45
Profession Medical Doctor
Political Affiliation Independent

37
VOTES



WOMEN
15



MEN
19



MIXED
1



PO
1



OCV
1

BEKAA 3



5
LISTS



3 INCLUDING
WOMEN

The Independent | 5,470
 Development and Change | 4,053
 National Cedars | 491



2 NOT INCLUDING
WOMEN

Hope and Loyalty | 140,747
 Dignity and Development | 35,607



0 WOMEN
ELECTED



10
SEATS



1 GC

1



2 SU

1



1 MA

2



6 SH

1



6 SH

1



6 SH

1



6 SH

1



6 SH

1



6 SH

1

Integrity and Dignity

16,470



Bahia Bahaa El din El Hariri

ELECTED

Seat SU
Minor District Saida
Age 66
Profession School Teacher
Political Affiliation Future Movement

13,739
VOTES



Angele Bechara El Khawand

Seat MA
Minor District Jezzine
Age 79
Profession Social Activist
Political Affiliation Independent

36
VOTES



SOUTH 1



4
LISTS



1 INCLUDING WOMEN



3 NOT INCLUDING WOMEN

Integrity and Dignity | 16,470

For Everyone | 22,083
Saida & Jezzine Together | 20,127
Power of Change 6,238

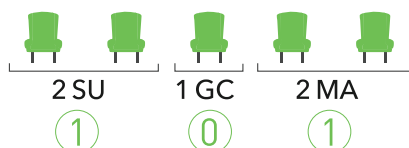
1
WOMAN ELECTED



5
SEATS



women candidates



SOUTH 2 Tyre - Saida Villages

Hope and Loyalty

134,068



Inaya Mohamad Eizzidine

ELECTED

Seat SH
Minor District Sour
Age 57
Profession Medical Doctor
Political Affiliation Amal Movement

18,815
VOTES



Together towards Change

11,481



Lina Hassan El Houssaini

Seat SH
Minor District Sour
Age 43
Profession Lawyer
Political Affiliation Independent

501
VOTES



SOUTH 2



2
LISTS



2 INCLUDING
WOMEN



0 NOT INCLUDING
WOMEN

Hope and Loyalty | 134,068
Together towards Change | 11,481

1 WOMAN
ELECTED



7
SEATS

women
candidates

1 GC
0



6 SH
2

SOUTH 3 Nabatieh - Bent Jbeil - Marjaaoun - Hasbaya

EQ* 20,526.18

One Voice for Change

5,895



Hala Philip Abou Qesm

Seat GO
Minor District Marjaaoun - Hasbaya
Age 56
Profession Medical Doctor
Political Affiliation Lebanese Communist Party

1,593
VOTES



WOMEN
579



MEN
816



MIXED*
137




PO*
23



OCV*
38

Kulluna Watani

2,262



Rima Ali Hmed

Seat SH
Minor District Bent Jbeil
Age 28
Profession Health & Social Specialist
Political Affiliation Sabaa

471
VOTES



WOMEN
198



MEN
211



MIXED*
19



PO*
4



OCV*
39

We Can Change

659



Abir Ghaleb Ramadan

Seat SH
Minor District Marjaaoun - Hasbaya
Age 47
Profession Lawyer
Political Affiliation Lebanese Option Party

93
VOTES



WOMEN
25



MEN
54



MIXED*
9



PO*
1



OCV*
4

SOUTH 3



6
LISTS



3 INCLUDING
WOMEN

One Voice For Change | 5,895
Kulluna Watani | 2,262
We Can Change | 659



3 NOT INCLUDING
WOMEN

Hope and Loyalty | 193,224
The South Deserves | 17,058
Enough Talking | 4,710

0 WOMEN
ELECTED



11
SEATS



women
candidates



1 GO
①



1 SU
①



1 DR
①



8 SH
②




NORTH 1 Akkar

EQ* 19,058.86

Women of Akkar

498



Nidal Karam El Skaff

Seat GO
Minor District Akkar
Age 46
Profession Lawyer
Political Affiliation Independent

158
VOTES




WOMEN
80

MEN
34

MIXED*
32

PO*
1

OCV*
11



Roula Mohamad El Mrad

Seat SU
Minor District Akkar
Age 47
Profession Political Party Leader
Political Affiliation 10,452km²

119
VOTES



WOMEN
48

MEN
49

MIXED*
13

PO*
1

OCV*
8



Golaye Khaled El Assad

Seat SU
Minor District Akkar
Age 26
Profession Political Party Member
Political Affiliation 10,452km²

75
VOTES



WOMEN
24

MEN
36

MIXED*
11

PO*
0

OCV*
4



Marie Salem Salem El Khoury

Seat MA
Minor District Akkar
Age 66
Profession Social Activist
Political Affiliation Independent

46
VOTES



WOMEN
20

MEN
11

MIXED*
6

PO*
0

OCV*
9

*Electoral Quotient = $\frac{\text{Total Number of Valid Votes}}{\text{Number of Seats}}$

*PO Polling officers

*Mixed Either Men or Women Voters

*OCV Out of Country Voters



Souad Hassan Salah

Seat SU
 Minor District Akkar
 Age 52
 Profession Lawyer
 Political Affiliation Independent

36

VOTES



WOMEN

16



MEN

5



MIXED*

13



PO*

0



OCV*

2

NORTH 1



6
LISTS



1 INCLUDING
WOMEN

Women of Akkar | 498



5 NOT INCLUDING
WOMEN

Future for Akkar | 76,452
 Strong Akkar | 34,430
 Decision to Akkar | 14,449
 Lebanon Sovereignty | 4,713
 Akkar's Decision | 2,032



0 WOMEN
ELECTED



7
SEATS



women
candidates



1 MA

1



1 AL

0



2 GO

1



3 SU

3

NORTH 2 Minnieh - Dinnieh - Tripoli

EQ* 13,310.82

The Future is for the North

51,937



Dima Mohamad Rachid El Jamali

Seat SU
 Minor District Tripoli
 Age 47
 Profession University Professor
 Political Affiliation Independent

ELECTED

2,066

VOTES



WOMEN

1,291



MEN

667



MIXED*

61



PO*

3



OCV*

44



Layla Hassan Chahoud

Seat AL
 Minor District Tripoli
 Age 58
 Profession Banker
 Political Affiliation Independent

443

VOTES



WOMEN

223



MEN

197



MIXED*

17



PO*

0



OCV*

6

The Constitutional Council annulled the election of MP Dima El Jamali based on the decision no. 10/2019 dated February 2019. Following this decision, the Tripoli by-elections took place on the 14th of April where Ms. Dima El Jamali was re-elected with 19,387 votes.

Determination

42,019



Mirvat Mohamad Fadel El Houz

Seat SU
Minor District Tripoli
Age 56
Profession University Professor
Political Affiliation Independent

452
VOTES



Independent Decision

4,184



Nariman Hilal El Jamal

Seat SU
Minor District Tripoli
Age 53
Profession Social Activist
Political Affiliation Independent

47
VOTES



Kulluna Watani

2,680



Farah Ibrahim Issa

Seat GO
Minor District Tripoli
Age 31
Profession University Professor
Political Affiliation Sabaa

452
VOTES



Nariman Adel El Chamaa

Seat SU
Minor District Tripoli
Age 45
Profession Lawyer
Political Affiliation Civil Society

111
VOTES



Independent Civil Society


448



Hiba Issam Naja

Seat SU
Minor District Tripoli
Age 67
Profession Retired
Political Affiliation Civil Society

27
VOTES



Samah Yehya El Arja

Seat SU
Minor District Dinnieh
Age 44
Profession Social Activist
Political Affiliation Civil Society

5
VOTES



NORTH 2



8
LISTS



5 INCLUDING
WOMEN



3 NOT INCLUDING
WOMEN

The Future is for the North | 51,937
Determination | 42,019
Independent Decision | 4,184
Kulluna Watani | 2,680
Independent Civil Society | 448

National Dignity | 29,101
A Sovereign Lebanon | 9,656
People's Decision | 4,122

1
WOMAN
ELECTED



11
SEATS



women
candidates



Strong Republic Pulse

37,376



Sitrida Elias Tawk

Seat MA
Minor District Bcharreh
Age 51
Profession Politician
Political Affiliation Lebanese Forces

ELECTED

6,677
VOTES



WOMEN
3,036



MEN
2,671



MIXED*
570



PO*
19



OCV*
381

Strong North

33,342



Gretta Habib Saab

Seat GO
Minor District Koura
Age 63
Profession University Professor
Political Affiliation Independent

97
VOTES



WOMEN
40



MEN
34



MIXED*
6



PO*
0



OCV*
17

Kulluna Watani

3,160



Loyal Semaan Bou Moussa

Seat MA
Minor District Batroun
Age 30
Profession Media Personality/Figure
Political Affiliation Civil Society

952
VOTES



WOMEN
327



MEN
297



MIXED*
250



PO*
5



OCV*
73



Fadwa Fayez Nassif

Seat GO
Minor District Koura
Age 67
Profession Consultant
Political Affiliation Sabaa

463
VOTES



WOMEN
199



MEN
141



MIXED*
86



PO*
2



OCV*
35



Antonia Ramez Ghamra

Seat MA
Minor District Zgharta
Age 56
Profession Social Activist
Political Affiliation Civil Society

149
VOTES



WOMEN
73



MEN
40



MIXED*
21



PO*
0



OCV*
15

NORTH 3



4
LISTS



3 INCLUDING
WOMEN

Strong Republic Pulse | 37,376
Strong North | 33,342
Kulluna Watani | 3,160



1 NOT INCLUDING
WOMEN

Together for North and
Lebanon | 40,788

1 WOMAN
ELECTED



10
SEATS

women
candidates



3 GO

(2)



7 MA

(3)

BEIRUT 1 Medawar - Rmeil - Ashrafieh - Saifi

EQ* 5,458.25

Beirut One

16,772



Carole Nora Khadjik Babikian

Seat AO
Minor District Beirut 1
Age 56
Profession Social Activist
Political Affiliation Independent

124
VOTES



WOMEN
56



MEN
43



MIXED*
18



PO*
0



OCV*
7



Alina Nishan Klonisian

Seat AO
Minor District Beirut 1
Age 55
Profession Social Activist
Political Affiliation Independent

23
VOTES



WOMEN
15



MEN
5



MIXED*
1




PO*
0



OCV*
2

Kulluna Watani

6,842



Paulette Sirakan Yacobian

Seat AO
Minor District Beirut 1
Age 42
Profession Media Personality/Figure
Political Affiliation Sabaa

2,500
VOTES



WOMEN
1,232



MEN
924




MIXED*
217



PO*
4



OCV*
123



Joumana Atallah Salloum

Seat MI
Minor District Beirut 1
Age 48
Profession Journalist
Political Affiliation Civil Society

431
VOTES



WOMEN
226



MEN
133



MIXED*
38



PO*
0



OCV*
34



Lori Garabet Hitayan

Seat A0
Minor District Beirut 1
Age 43
Profession Oil And Gas Expert
Political Affiliation Civil Society

218

VOTES



WOMEN

113



MEN

67



MIXED*

19



PO*

0



OCV*

19

We are Beirut

1,272



Michelle Gebran Tueini

Seat G0
Minor District Beirut 1
Age 31
Profession Journalist
Political Affiliation Independent

428

VOTES



WOMEN

197



MEN

192



MIXED*

28



PO*

0



OCV*

11

Loyalty to Beirut

94



Gina Jamil Al Shammas

Seat MI
Minor District Beirut 1
Age 58
Profession Accountant
Political Affiliation Independent

31

VOTES



WOMEN

15



MEN

11



MIXED*

5



PO*

0



OCV*

0

BEIRUT 1



5
LISTS



4 INCLUDING
WOMEN

Beirut One | 16,772
Kulluna Watani | 6,842
We are Beirut | 1,272
Loyalty to Beirut | 94



1 NOT INCLUDING
WOMEN

Strong Beirut 1 | 18,373

1
WOMAN
ELECTED



8
SEATS



women
candidates



1 MI

2



1 GO

1



1 GC

0



1 MA

0



1 AC

0



3 AO

4

Future for Beirut

62,970



Roula Nizar El Tabesh

Seat SU
Minor District Beirut 2
Age 46
Profession Lawyer
Political Affiliation Future Movement

ELECTED

6,637

VOTES



WOMEN

3,992



MEN

2,492



MIXED*

10



PO*

13



OCV*

130

Lebanon is Worthy

15,773



Zeina Kamal Menzer

Seat DR
Minor District Beirut 2
Age 42
Profession Lawyer
Political Affiliation Independent

237

VOTES



WOMEN

109



MEN

113



MIXED*

14



PO*

0



OCV*

1



Rana Mohammad Samir El Shmaytli

Seat SU
Minor District Beirut 2
Age 47
Profession Architect
Political Affiliation Independent

169

VOTES



WOMEN

92



MEN

62



MIXED*

5



PO*

1



OCV*

9

Beirut The Homeland

7,475



Dalal Halim Al Rahbani

Seat EV
Minor District Beirut 2
Age 67
Profession Retired
Political Affiliation Independent

71

VOTES



WOMEN

26



MEN

25



MIXED*

18




PO*

0



OCV*

2



Salwa Ayyoub Khalil

Seat SH
Minor District Beirut 2
Age 72
Profession Retired
Political Affiliation Independent

31

VOTES



WOMEN

19



MEN

10



MIXED*

0



PO*

0



OCV*

2

Kulluna Beirut

6,174



Zeina Nabih Majdalani

Seat GO
Minor District Beirut 2
Age 54
Profession Architect
Political Affiliation Independent

1,218

VOTES



WOMEN

512



MEN

409



MIXED*

243




PO*

1



OCV*

53



Nouhad Salim Yazbek

Seat EV
Minor District Beirut 2
Age 60
Profession University Professor
Political Affiliation Independent

633

VOTES



WOMEN

327



MEN

200



MIXED*

80



PO*

0



OCV*

26



Nadine Mahmoud Itani

Seat SU
 Minor District Beirut 2
 Age 38
 Profession University Professor
 Political Affiliation Independent

612

VOTES



WOMEN

316



MEN

228



MIXED*

15



PO*

5



OCV*

48



Fatme Ahmad Meshref

Seat SU
 Minor District Beirut 2
 Age 60
 Profession Medical Doctor
 Political Affiliation Sabaa

433

VOTES



WOMEN

197



MEN

194



MIXED*

27



PO*

2



OCV*

13

People's Voice

1,339



Neemat Hashem Badreddine

Seat SH
 Minor District Beirut 2
 Age 37
 Profession Media Personality/Figure
 Political Affiliation Civil Society

153

VOTES



WOMEN

69



MEN

68



MIXED*

4



PO*

2



OCV*

10



Hanan Ahmad Osman

Seat SU
 Minor District Beirut 2
 Age 43
 Profession School Teacher
 Political Affiliation Independent

57

VOTES



WOMEN

36



MEN

17



MIXED*

1



PO*

1



OCV*

2



Roula Toufik Al Houry

Seat SU
 Minor District Beirut 2
 Age 50
 Profession Social Activist
 Political Affiliation Independent

54

VOTES



WOMEN

32



MEN

18



MIXED*

0



PO*

0



OCV*

4



Faten Faisal Zein

Seat SU
 Minor District Beirut 2
 Age 36
 Profession Freelancer
 Political Affiliation Independent

30

VOTES



WOMEN

14



MEN

14



MIXED*

0



PO*

0



OCV*

2

Dignity of Beirut

971



Hanan Adnan Al Shaar

Seat SU
 Minor District Beirut 2
 Age 43
 Profession University Professor
 Political Affiliation Independent

52

VOTES



WOMEN

27



MEN

22



MIXED*

0



PO*

2



OCV*

1



Khoulood Mouwafaq Al Wattar

Seat SU
 Minor District Beirut 2
 Age 54
 Profession Social Activist
 Political Affiliation Independent

24

VOTES



WOMEN

15



MEN

6



MIXED*

3



PO*

0



OCV*

0



Lina Mohammad Ali Hamdan

Seat SH
Minor District Beirut 2
Age 63
Profession Communications Officer
Political Affiliation Independent

58

VOTES



WOMEN
19



MEN
15



MIXED*
19



PO*
1



OCV*
4



Zeina Shawki Mansour

Seat DR
Minor District Beirut 2
Age 40
Profession Media Personality/Figure
Political Affiliation Independent

15

VOTES



WOMEN
7



MEN
6



MIXED*
1



PO*
0



OCV*
1



Safiya Maarouf Zaza

Seat SU
Minor District Beirut 2
Age 67
Profession Secretary
Political Affiliation Independent

7

VOTES



WOMEN
3



MEN
4



MIXED*
0



PO*
0



OCV*
0

Future for Beirut

410



Andira Samir Zouheiry

Seat DR
Minor District Beirut 2
Age 40
Profession Lawyer
Political Affiliation Independent

37

VOTES



WOMEN
16



MEN
17



MIXED*
0



PO*
0



OCV*
4

BEIRUT 2



9
LISTS



8 INCLUDING
WOMEN



1 NOT INCLUDING
WOMEN

Future for Beirut | 62,970
 Lebanon is Worthy | 15,773
 Beirut The Homeland | 7,475
 Kulluna Beirut | 6,174

People's Voice | 1,339
 Dignity of Beirut | 971
 Beirutis Opposition | 553
 Independent Beirutis | 410

Beirut's Unity | 47,087



1 WOMAN
ELECTED



11
SEATS



1 EV
(2)



1 GO
(1)



1 DR
(3)



2 SH
(3)



6 SU
(10)

Definite Change

26,980

Patricia Jean Elias

Seat

MA

Minor District

Keserwan

Age

54

Profession

Lawyer

Political Affiliation

Independent

183

VOTES

WOMEN

72

MEN

57

MIXED*

38

PO*

0

OCV*

16

Decision is Ours

18,553

Gilberte Maurice Zwein

Seat

MA

Minor District

Keserwan

Age

79

Profession

Social Activist

Political Affiliation

Independent

521

VOTES

WOMEN

185

MEN

185

MIXED*

148

PO*

0

OCV*

3

Decision is Ours

18,553

Yolande Simon Khoury

Seat

MA

Minor District

Keserwan

Age

57

Profession

Media Personality/Figure

Political Affiliation

Independent

78

VOTES

WOMEN

30

MEN

19

MIXED*

24

PO*

0

OCV*

5

National Solidarity

12,551

Zeina Joseph Kallab

Seat

MA

Minor District

Keserwan

Age

57

Profession

Lawyer

Political Affiliation

Independent

308

VOTES

WOMEN

113

MEN

76

MIXED*

116

PO*

1

OCV*

2

Kulluna Watani

2,526

Josephine Antoine Zgheib

Seat

MA

Minor District

Keserwan

Age

40

Profession

Consultant

Political Affiliation

Civil Society

728

VOTES

WOMEN

299

MEN

219

MIXED*

150

PO*

1

OCV*

59

Rania Victor Bassil

Seat

MA

Minor District

Jbeil

Age

41

Profession

Medical Doctor

Political Affiliation

Sabaa

323

VOTES

WOMEN

125

MEN

80

MIXED*

81

PO*

3

OCV*

34

MOUNT LEBANON 1

5

LISTS

4

INCLUDING WOMEN

1

NOT INCLUDING WOMEN

Definite Change | 26,980

Decision is Ours | 18,553

National Solidarity | 12,551

Kulluna Watani | 2,526

Strong Lebanon | 54,544

0

WOMEN ELECTED

8

SEATS

1

SH

0


7

MA

6

women candidates

Strong Metn38,897



Corine Kabalan El Ashkar

Seat

Minor District

Age

Profession

Political Affiliation

MA

Metn

51

Entrepreneur

Independent

696

VOTES

WOMEN

226

MEN

204

MIXED*

243


PO*

1

OCV*

22

Metn Pulse19,003



Nada Khattar Ghareeb

Seat

Minor District

Age

Profession

Political Affiliation

MA

Metn

60

Political Party Leader

Green Party

242

VOTES

WOMEN

104

MEN

81

MIXED*

49


PO*

1

OCV*

7

Metn Pulse19,003



Violette Krekor Ghazal

Seat

Minor District

Age

Profession

Political Affiliation

GO

Metn

57

Media Personality/Figure

Independent

178

VOTES

WOMEN

74

MEN

78

MIXED*

19


PO*

1

OCV*

6

Metn Loyalty13,779



Najwa Toufik Azar

Seat

Minor District

Age

Profession

Political Affiliation

MA

Metn

59

Medical Doctor

Independent

285

VOTES

WOMEN

142

MEN

130

MIXED*

11


PO*

0

OCV*

2

Metn Heart of Lebanon13,138



Jessica Joseph Azar

Seat

Minor District

Age

Profession

Political Affiliation

GO

Metn

32

Media Personality/Figure

Independent

1,030

VOTES

WOMEN

416

MEN

399

MIXED*


165

PO*

0

OCV*

50



Giselle Edward Abdo Nehme Hachem

Seat

Minor District

Age

Profession

Political Affiliation

MA

Metn

63

Media Personality/Figure

Independent

185

VOTES

WOMEN

92

MEN

75

MIXED*


12

PO*

1

OCV*

5



Lina Samir Mkhayber

Seat

Minor District

Age

Profession

Political Affiliation

GO

Metn

57

Hospital Manager

Independent

178

VOTES

WOMEN

99

MEN

56

MIXED*

21

PO*

0

OCV*

2



Victoria Sabeh El Khoury

Seat MA
Minor District Metn
Age 44
Profession Consultant
Political Affiliation Sabaa

780
VOTES



Nadine Victor Moussa

Seat MA
Minor District Metn
Age 59
Profession Lawyer
Political Affiliation Civil Society

394
VOTES



MOUNT LEBANON 2



5
LISTS



5 INCLUDING
WOMEN



0 NOT INCLUDING
WOMEN

Strong Metn | 38,897
Metn Pulse | 19,003
Metn Loyalty | 13,779
Metn Heart of Lebanon | 13,138
Kulluna Watani | 5,027

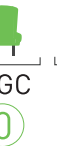
0 WOMEN
ELECTED



8
SEATS



women
candidates



MOUNT LEBANON 3 Baabda

EQ* 13,077.83

Baabda Unity & Development 26,500



Cynthia Ahmad Riad El Asmar

Seat MA
Minor District Baabda
Age 41
Profession Media Personality/Figure
Political Affiliation Independent

200
VOTES



Together for Baabda 5,768



Olfat Hamzeh El Sabeh

Seat SH
Minor District Baabda
Age 61
Profession University Professor
Political Affiliation Civil Society

216
VOTES



**Rania Refaat Al Masri**

Seat DR
 Minor District Baabda
 Age 46
 Profession University Professor
 Political Affiliation Civil Society

958
 VOTES



WOMEN
347



MEN
324



MIXED*
236



PO*
9



OCV*
42

**Marie-Claude Albert El Helou**

Seat MA
 Minor District Baabda
 Age 70
 Profession Lawyer
 Political Affiliation Sabaa

755
 VOTES



WOMEN
302



MEN
203



MIXED*
220



PO*
1



OCV*
29

MOUNT LEBANON 3

4
 LISTS




3 INCLUDING
 WOMEN

Baabda Unity & Development | 26,500
 Together for Baabda | 5,768
 Kulluna Watani | 4,992



1 NOT INCLUDING
 WOMEN

National Accord | 40,669



6
 SEATS



women
 candidates



1 DR

1



2 SH

1



3 MA

2

MOUNT LEBANON 4 Chouf - Aley

EQ* **13,125.92**

**Ghada Ghazi Marouni**

Seat MA
 Minor District Chouf
 Age 52
 Profession Media Personality/Figure
 Political Affiliation Sabaa

2,094
 VOTES



WOMEN
892



MEN
712



MIXED*
359



PO*
12



OCV*
119

**Zoya Najib Jaydini**

Seat GO
 Minor District Aley
 Age 63
 Profession Manager
 Political Affiliation Civil Society

1,688
 VOTES



WOMEN
731



MEN
561




MIXED*
317



PO*
10



OCV*
69



Rania Adel Ghaith

Seat DR
 Minor District Chouf
 Age 38
 Profession Lawyer
 Political Affiliation Civil Society

831

VOTES



WOMEN

404



MEN

253



MIXED*

109



PO*

9



OCV*

56

Free Decision

5,446



Theodora Toni Bejjani

Seat MA
 Minor District Aley
 Age 28
 Profession Interior Designer
 Political Affiliation Kataeb

1,219

VOTES



WOMEN

465



MEN

472



MIXED*

247



PO*

1



OCV*

34



Daad Nassif Al Azzi

Seat MA
 Minor District Chouf
 Age 37
 Profession University Professor
 Political Affiliation National Liberal Party

172

VOTES



WOMEN

32



MEN

41



MIXED*

89



PO*

1



OCV*

9

Madaniya

2,916



Maya Wahid Terro

Seat SU
 Minor District Chouf
 Age 32
 Profession Entrepreneur
 Political Affiliation Civil Society

373

VOTES



WOMEN

168



MEN

129



MIXED*

46



PO*

2



OCV*

28



Eliane Michel Azzi

Seat MA
 Minor District Chouf
 Age 37
 Profession Psychologist
 Political Affiliation Civil Society

56

VOTES



WOMEN

19



MEN

17



MIXED*

7



PO*

0



OCV*

13

MOUNT LEBANON 4



6

LISTS



3

INCLUDING WOMEN

Kulluna Watani | 9,987
 Free Decision | 5,446
 Madaniya | 2,916



3

NOT INCLUDING WOMEN

Reconciliation | 98,967
 Mount Lebanon's Guaranteed Change | 39,027
 National Unity | 12,796



0 WOMEN ELECTED



13 SEATS



women candidates



1 GO

1



1 GC

0



2 SU

1



4 DR

1



5 MA

4



5 MA

4



5 MA

4



5 MA

4



5 MA

4



5 MA

4



5 MA

4



5 MA

4



5 MA

4

03 Recommendations and Path Forward



LEGAL FRAMEWORK



Encourage the national authorities to examine the legal framework from a gender perspective, and to develop a consistent gender-sensitive electoral legal regulatory and procedural framework




Adoption of electoral women's quota. It could be in the form of candidacy and or reserved seats. The law should also stipulate gender mixity in the formation of the lists




Amend all gender discriminatory laws such as personal status and nationality law



Develop and endorse a new law to protect women from violence against women in politics (VAWP)



Government of Lebanon to respect and abide by commitments including the UHRD (Universal Declaration of Human Rights), and implement articles 2 and 7 of CEDAW*



Amend the electoral law by lowering the candidacy fees, and including provisions for the reimbursement of the candidacy fees in case of withdrawal within the period mentioned in the electoral calendar

* Convention on the Elimination of All Forms of Discrimination against Women

Article 2

States Parties condemn discrimination against women in all its forms, agree to pursue by all appropriate means and without delay a policy of eliminating discrimination against women and, to this end, undertake: (a) To embody the principle of the equality of men and women in their national constitutions or other appropriate legislation if not yet incorporated therein and to ensure, through law and other appropriate means, the practical realization of this principle; (b) To adopt appropriate legislative and other measures, including sanctions where appropriate, prohibiting all discrimination against women; (c) To establish legal protection of the rights of women on an equal basis with men and to ensure through competent national tribunals and other public institutions the effective protection of women against any act of discrimination; (d) To refrain from engaging in any act or practice of discrimination against women and to ensure that public authorities and institutions shall act in conformity with this obligation; (e) To take all appropriate measures to eliminate discrimination against women by any person, organization or enterprise; (f) To take all appropriate measures, including legislation, to modify or abolish existing laws, regulations, customs and practices which constitute discrimination against women; (g) To repeal all national penal provisions which constitute discrimination against women.

Article 7


States Parties shall take all appropriate measures to eliminate discrimination against women in the political and public life of the country and, in particular, shall ensure to women, on equal terms with men, the right: (a) To vote in all elections and public referenda and to be eligible for election to all publicly elected bodies; (b) To participate in the formulation of government policy and the implementation thereof and to hold public office and perform all public functions at all levels of government; (c) To participate in non-governmental organizations and associations concerned with the public and political life of the country.



Adoption of electoral reforms and/or a new electoral law should be endorsed and published one year prior to elections



Amend legislation that prevents Lebanese women from passing on citizenship to children



Adopt TSMs (temporary special measures) to increase women's participation in the parliament through enforcement mechanisms



ELECTORAL MANAGEMENT AND ADMINISTRATION




Advise MoIM and any other government bodies involved in the electoral administration, of the importance of achieving gender balance at all levels of election management including decision-making positions



Encourage the development of a gender-sensitive legal, regulatory, procedural, operational and outreach framework for the electoral process




Encourage the MoIM and SCE to collect sex-disaggregated data, including on voter turnout and candidacy



Appoint gender focal points at the MoIM with the main responsibility of Gender mainstreaming across all electoral processes




MEDIA




Adopt a gender policy within media institutions in order to combat gender stereotyping and sexism inside the institution and amongst the public



Encourage the media to avoid disparaging and stereotypical reporting on women candidates but to report on them as active political participants and capable leaders



Increase balanced and meaningful representation of women in the media



Encourage media to host women candidates on prime time shows and receive equal airtime on radio and television during the campaign period



Adopt clear procedures to consider complaints from candidates against discriminatory media practices (ie. code of ethics and gender policy)




Encourage women candidates to adopt an inclusive media strategy




SCE (Supervisory Commission for Elections) should clarify regulations in regards to the ceiling for paid ads in private media



POLITICAL PARTIES



Encourage parties to put in place transparent and competitive selection processes for candidates ensuring that women have a fair and equal chance to compete



Encourage political parties to remove all barriers that directly or indirectly discriminate against women's participation at all levels of the party structure through the adoption of TSMs and quota



Promote capacity building efforts, through organizing trainings, seminars, workshops, study tours and lessons learned exercises for all candidates



Encourage parties to consider establishing appropriate mechanisms and strategies to raise funds to assist equitably candidates (women and men) in their election campaigns



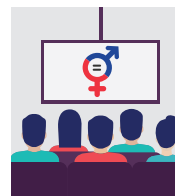
Adopt a new political parties law to strengthen democracy in Lebanon



Adopting gender strategy and internal gender quota in political parties to make internal practices more inclusive and to allow the accession of women in decision making position internally



Support women party members to run for union elections, municipal elections, and legislative elections



Assign gender focal points within the political parties to implement and monitor the gender strategy of the political parties, and to organize gender trainings targeting both women and men party members



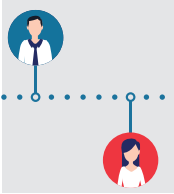
Involve men in gender mainstreaming within the political party and especially the political bureau



Support political parties to adopt a gender sensitive approach in their rhetoric and by laws as well as enforcing quota within the party if needed



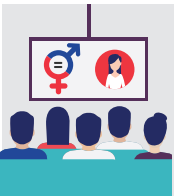
VOTER EDUCATION AND ELECTORAL CAMPAIGN



Develop a clear electoral timeline with a timely and effective voter education and awareness campaigns targeting both men and women



Produce inclusive electoral awareness campaigns targeting vulnerable groups such as women, youth and PWDs



Organize gender awareness sessions in universities and schools to encounter the gender stereotypical roles that eliminate women from the political and the public sphere. Hence, raise awareness amongst the youth on gender and engage them in civic activities as creating clusters of gender equality at their universities



Empowered lives.
Resilient nations.

UNDP is the UN's global development network, advocating for change and connecting countries to knowledge, experience and resources to help people build a better life.

We are on the ground in nearly 170 countries, working with them on their own solutions to global and national development challenges. As they develop local capacity, they draw on the people of UNDP and our wide range of partners.

www.lb.undp.org



UNDPLebanon



UNDP_Lebanon



UNDPLebanon



undp_lebanon

The UNDP Lebanese Elections Assistance Project (LEAP) aims to strengthen the capacity of stakeholders for the conduct of transparent and inclusive elections in Lebanon. UNDP LEAP provides electoral technical assistance and advisory support through a multi-component approach focused on the following areas: 1) Management & Administration of Elections, 2) Supervision of Elections, 3) Voter Education, 4) Resolution of Election Disputes, & 5) Women's Participation in Elections. UNDP LEAP is funded by the European Union and the United States Agency for International Development.

www.lebanon-elections.org